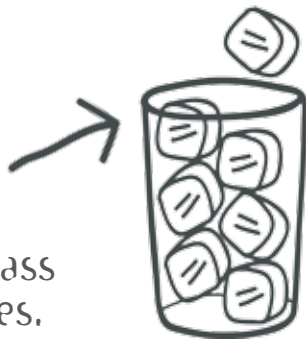


- Zuma Frappe
- 12oz glass
- Milk
- Ice cubes
- Blender

HOW TO MAKE ZUMA FRAPPES




1.



Fill a 12oz glass with ice cubes.

2.




Fill the glass, over ice, with milk.

3.



Pour contents of glass into blender.

4.



Add one scoop of frappe powder to jug.

5.



Blend until smooth

6.

Serve & enjoy!

